

Trust Board 25 July 2023

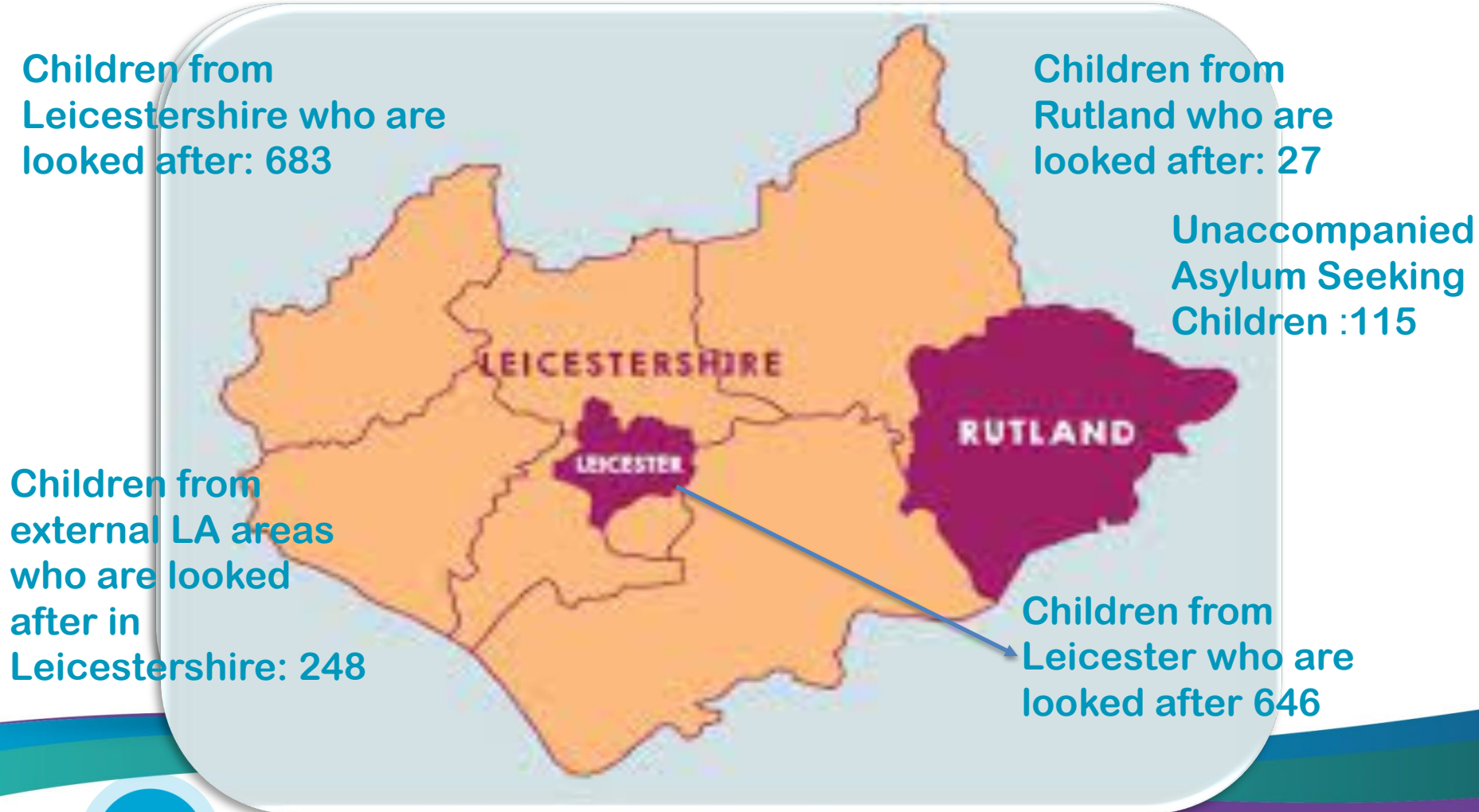
Looked After Children

John Scaysbrook
Named Nurse/ Service Manager Looked After Children
Dr Lynn Snow
Designated Doctor Looked After Children



www.leicspart.nhs.uk

‘A child who has been in the care of their local authority for more than 24 hours is known as a looked after child’ (NSPCC 2023)



Vulnerabilities of Looked After Children

Abuse and Neglect
are the main
reasons for entering
care

Looked-after children are at
much greater risk of poor
mental health than their
peers
45% have a diagnosable
mental health disorder

More vulnerable
to sexual or
criminal
exploitation

Poorer outcomes
in education and
physical health

Corporate Parenting Responsibility

- Local authorities hold this role and ‘have a unique responsibility to the children they look after and their care leavers’ (Gov, 2018)
- “ is this [service] good enough for my child?”

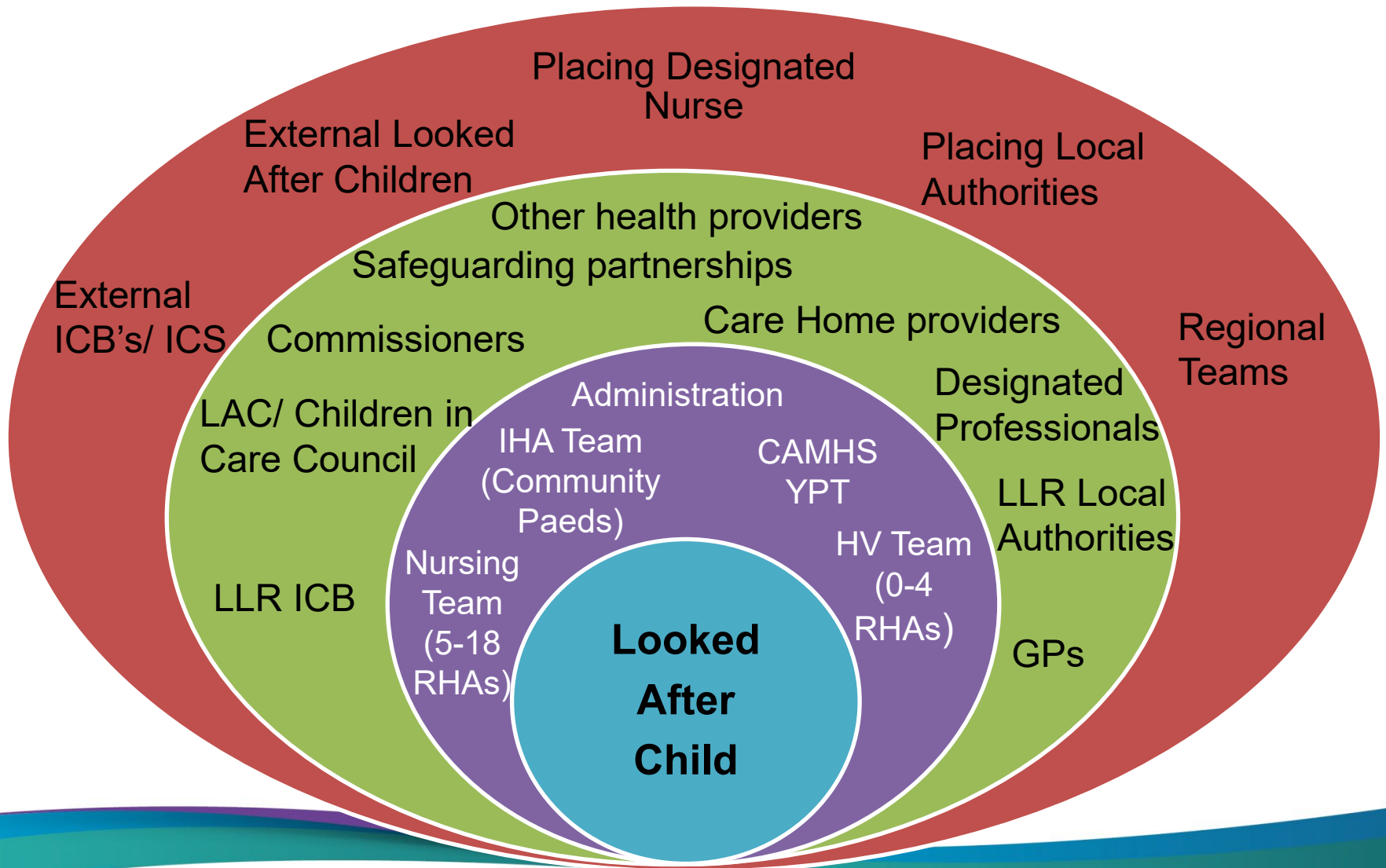


Multi- Agency working

Responsibility for achieving good health outcomes for CYP who are looked after, is shared across the ICB, providers and LA's



Team Around the Child



Statutory Functions

- ▶ LPT support the delivery of several statutory functions in relation to Looked After Children
- ▶ Initial and Review Health Assessments have highest profile
- ▶ Addressing the physical health and emotional and mental health and wellbeing needs of individual children



Challenges and Solutions

- Workforce supply, recruitment and retention
- Covid impact - increased waits for IHAs and RHAs
- Funded capacity in 5-18 RHA team and Community Paediatrics to meet expectations
- Increasing numbers of Unaccompanied Asylum Seekers
- Supporting increasingly complex cases with limited placement availability

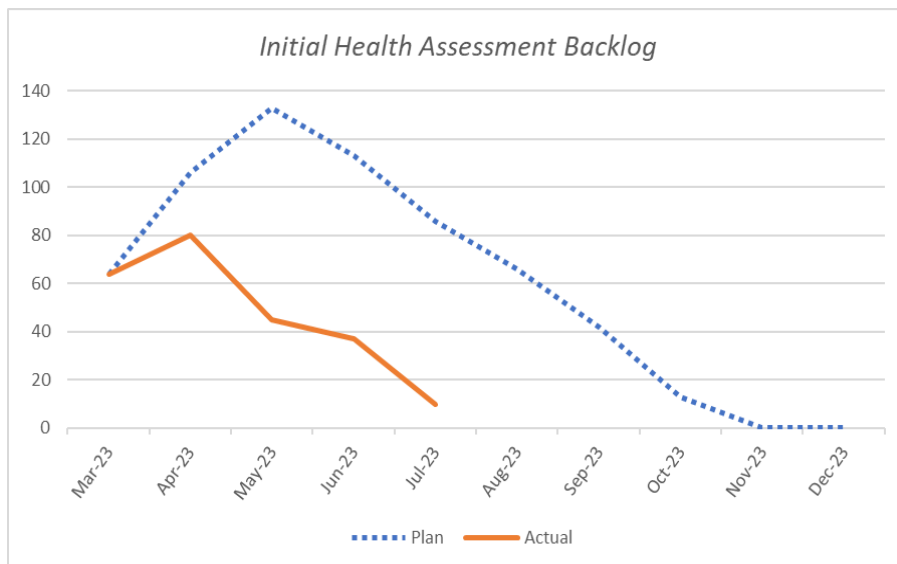
- Prioritisation model, retaining delivery of essential statutory functions and safeguarding
- Approval by ICB for RHA 5-18 business case May 23:
 - Skill-mix model to optimise available workforce supply
 - Strengthened clinical and operational leadership
 - Capacity increase from 8 WTE to 17.4 WTE
 - Competency frameworks
- Non recurrent funding for community paediatrics and successful recruitment

Organisational Risk Register (92), ICB and CYP Collaborative oversight

Initial Health Assessments Performance

- IHA KPI delivery remains low, due to working through the recovery backlog.
- With non-recurrently funded capacity increase, there has been a significant reduction in the backlog and the service is currently ahead of improvement trajectory.
- KPI delivery will continue to improve, as the backlog reduces
- Current wait to new appointment is 22 working days, with target of 10 – 12 working days.

IHA Referrals	Apr	May	Jun	Jul	Aug	Sep	Oct	Nov	Dec	Jan	Feb	Mar	Total
Local Authority (City)													
2020/21	13	7	15	9	8	15	8	14	25	6	17	12	149
2021/22	24	7	12	19	6	15	14	18	8	9	13	14	159
2022/23	5	23	8	21	16	14	11	15	19	22	15	19	188
2023/24	12	8	17										37
Local Authority (County)													
2020/21	13	17	27	18	19	20	23	30	19	15	11	36	248
2021/22	14	9	29	18	18	11	16	27	27	17	28	27	241
2022/23	13	4	21	22	22	18	16	15	23	20	11	16	201
2023/24	19	19	31										69
Local Authority (Rutland)													
2020/21	1	1			8			3		1			14
2021/22			1	2		1		1	1	1			7
2022/23	2	2	1		2		1	2				2	12
2023/24	2		1										3
Local Authority (Out of Area)													
2020/21	5	4	4	14	3	8	7	4	8	7	9	7	80
2021/22	8	5	3	10	13	7	7	5	8	15	2	6	89
2022/23	1	8	6	11	9	12	11	6	3	9	6	7	89
2023/24	9	6	4										19

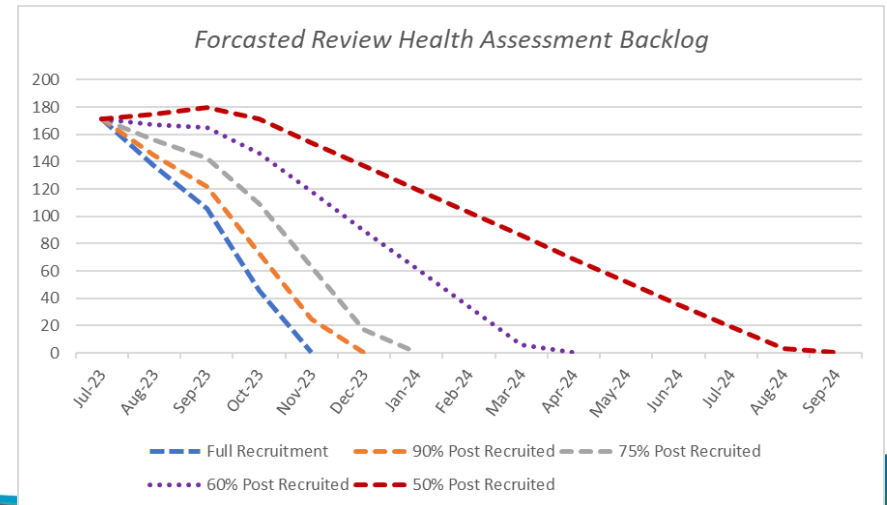


Review Health Assessments Performance

KPI	LA	Mar 2023	Apr 2023	May 2023	Jun 2023
(5-18yrs) Percent of RHAs sent to LA in month within 12 months of previous assessment	Rutland	-	-	0%	-
	County	28%	28.6%	28.1%	19.2%
	City	40%	47.4%	50%	39.1%
(0-4yrs) Percent of RHAs sent to LA in month within 6 months of previous assessment	Rutland	-	-	-	-
	County	78.6%	100%	64.3%	85.7%
	City	100%	66.7%	75%	96%

- RHA KPI delivery remains low for children aged 5 - 18.
- Funding and plan in place to increase capacity: If full recruitment is completed, backlog will be resolved by November 2023. At 90% recruitment - by December, 75% recruitment - by January 2024, 60% recruitment - by April 2024 and 50% recruitment - by September 2024.

RHA Referrals	Apr	May	Jun	Jul	Aug	Sep	Oct	Nov	Dec	Jan	Feb	Mar	Total
Local Authority (City)													
2020/21	54	61	92	49	39	40	44	50	42	37	39	60	607
2021/22	58	65	55	36	48	51	48	44	35	45	44	57	586
2022/23	46	49	50	39	47	28	44	39	42	30	21	33	468
2023/24	50	53	17										120
Local Authority (County)													
2020/21	44	73	55	68	17	50	50	26	59	52	39	86	619
2021/22	40	41	36	49	59	48	44	52	54	51	56	39	569
2022/23	35	40	53	45	35	44	34	33	50	62	33	27	491
2023/24	24	52	34										110
Local Authority (Rutland)													
2021/22	2	3	1				2	1	1			3	13
2022/23	1		1	1			2	1		3		1	10
2023/24	1		1	1			2	1		3		1	10
2023/24													0
Local Authority (Out of Area)													
2020/21	20	24	17	27	9	14	25	26	19	27	27	27	262
2021/22	37	23	15	35	15	20	25	27	36	25	20	37	315
2022/23	34	29	23	25	22	26	26	29	21	18	18	28	299
2023/24	26	22											67



What Next ?

Strengthen
Team Identity

Raise
profile of Looked
after children

Focus on
Retention

Transition
Pathways

SystmOne
Review

Listen
and Learn

Service Review
and
Development
Plan

Update Service
Specification

LLR System
Process
Mapping

Support from Board members

Review mitigation of ORR risk 92

Prioritising the review of SystmOne for Looked After Children

Consider the Local Authorities approach of regarding being a Looked After Child, or a care leaver, as a protected characteristic